

G E O R G M Ü H L E C K

(MAPPING)

"LIFE RULES OVER HISTORIC GROUND"







(MAPPING)

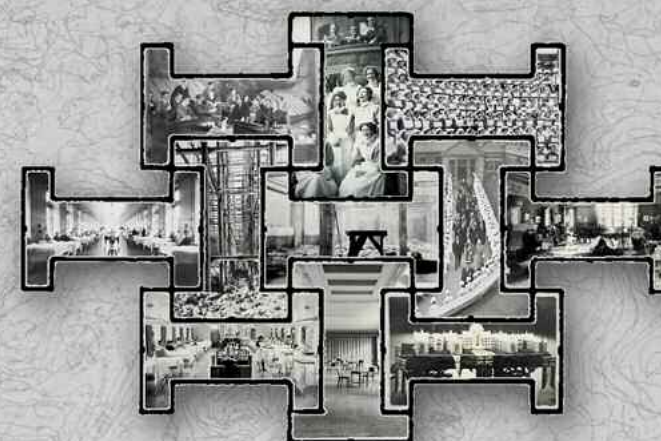

LIFE RULES OVER HISTORIC GROUND

The New Royal Infirmary of Edinburgh, Scotland
Concept by Georg Mühleck 2002, realization 2004

Series of light boxes (20x48cm) with translucent Ilfochromes, built into the wall of a corridor on the ground floor of the NRIE — New Royal Infirmary of Edinburgh (Clinical Investigation; Education Suite; Reproductive Health.)




Examples of "Life", an algorithm developed and programmed by John H. Conway, adapted by Georg Mühleck for the NRIE. Row 1: Pentadecathlon (generation 1-15); row 2+3: glider generators (generation 1-26); row 4+5: Rpentomino (generation 1-36); row 6,7,8: Stairstep hexomino (generation 1-54).



RIE map
© GEORG MUELECK 2002

New Royal Infirmary of Edinburgh
51 Little France Crescent
University of Edinburgh Medical School
49 Little France Crescent






Royal Infirmary of Edinburgh during construction 2002

The New Royal Infirmary of Edinburgh is being built under Government's Private Finance Initiative scheme on a 70-acre site to the South East of Edinburgh. The hospital is a large acute facility with approximately 900 beds. It is a three-storey building occupying 100,000 sq.m. The concept for the public art programme development surrounds the theme of orientation.

"LIFE RULES OVER HISTORIC GROUND"

Ilfochromes by Georg Mühleck

Mühleck's practice involves the use of digital technology to explore issues of memory, mind, identity and society. He engages with computer programmes which simulate the growth and division of cells. For thirty years these cellular automata have been developed for a variety of scientific disciplines to enable non-existent situations to be visualized by means of algorithmic laws. In 'LIFE rules over historic ground' cellular formations depicting scientific thought are overlaid or placed alongside archival photographs of the Royal Infirmary Edinburgh. Mühleck intends for these micro forms to act as a metaphor highlighting the significance of scientific research and its far reaching import for medical practice. The photographs (including a drawing of Robertson's Close in 1854) are a tribute to the staff whose lives through the years have gone into the care of the sick in the day to day running of the hospital. The aesthetic impact of the pieces derives largely from the unexpected juxtaposition of these two more usually discrete aspects of hospital life.



Pharmacy Autoclave Sterilisation & the rule of Life

"LIFE RULES OVER HISTORIC GROUND"
Mühleck 2002/2004 (Mapping Project)
The New Royal Infirmary of Edinburgh

Keppie Architects, Glasgow/Edinburgh
Commissioner:
Lothian University Hospitals NHS Trust
Hospital owner: Consort Healthcare
Art Competition: Ginkgo Design

© 2005 Georg Mühleck / VG Bild-Kunst
DATA VILLAGE ART
Portvasgo, London, Stuttgart, Toronto
georg@mybrain.s.bawue.de

Historical Photographs:

1: Simpson Memorial Maternity Pavilion (1936), 2: Pharmacy Autoclave sterilisation, 3: Surgical Pavilions (1929 or 1937), 4: Robertson's Close (1854), 5: RIE aerial view (1979), 6: Residency Mess_Sunday "Draw-In" on Roof (1913), 7: Nurses_Ward 25 (1913), 8: Unmodernised wards, 9: Theatre (1985), 10: Lecture theatre (1940)

Photos: Library of the Royal Infirmary of Edinburgh, except for No.5 by Scotsman Publications